


perforation

selector



Perforation Solutions

Presenting a complete line of standard USG perforation patterns that can be applied to these USG systems:

- CELEBRATION™ Metal Ceiling System
- CURVATURA™ 3-D System
- PANZ™ Metal Ceiling System

To order samples:

888 874.2450 or e-mail samplit@usg.com

All samples are 6" x 6". You can order individual samples or request a complete kit of 25 samples for your finish library. When ordering, please refer to the product code for pattern samples (for example, "A062").

For information on custom perforation patterns:

Contact your local USG Sales Representative.

Selector Overview

Standard Perforations	CELEBRATION, CURVATURA 3-D and PANZ Systems	Pattern Number	Perforation Pattern	Open Area %
		A062 ^{1,2}	Round 1/16" Perforations, .25" o.c.	5%
		A188 ²	Round 3/16" Perforations, 1" o.c.	3%
		H250 ²	Round 1/4" Perforations, .32" o.c.	58%
		C375 ²	Round 3/8" Perforations, 1.125" o.c.	9%
		D250 ²	Square 1/4" Perforations, .75" o.c.	11%
		D375 ²	Square 3/8" Perforations, 1.125" o.c.	11%
		D500D ²	Square 1/2" Perforations, .595" o.c.	70%
		D500	Square 1/2" Perforations, 1.5" o.c.	17%
		A116	Round 15/128" Perforations, .354" o.c.	17%
		A250	Round 1/4" Perforations, .5" o.c.	39%
		A500 ³	Round 1/2" Perforations, .848" o.c.	55%
		B079	Round 5/64" Perforations, .312" o.c.	6%
		B125	Round 1/8" Perforations, .375" o.c.	10%
		B188A	Round 3/16" Perforations, .312" o.c.	33%
		B197	Round 13/64" Perforations, .316" o.c.	35%
		B250	Round 1/4" Perforations, .437" o.c.	30%
		B312	Round 5/16" Perforations, .437" o.c.	46%
		B500 ³	Round 1/2" Perforations, .600" o.c.	63%
		C062	Round 1/16" Perforations, .351" o.c.	2%
		C062A	Round 1/16" Perforations, .175" o.c.	10%
		C116	Round 15/128" Perforations, .344" o.c.	8%
		C250A	Round 1/4" Perforations, .65" o.c.	12%
		C188	Round 3/16" Perforations, 1.414" o.c.	1%
		C500	Round 1/2" Perforations, 1.5" o.c.	9%


1. CELEBRATION, CURVATURA 3-D and PANZ systems; available for quick delivery.
2. CURVATURA system only; available for quick delivery.
3. Not to be used with One-Directional CURVATURA System.

Perforation Patterns

All perforation patterns shown at full scale. When ordering, please refer to the pattern number for perforation samples (for example, "A062").


Pattern No. A062

Round—1/16" perforations, .25" o.c.
5% open area




Pattern No. A188

Round—3/16" perforations, 1" o.c.
3% open area




Pattern No. H250

Round—1/4" perforations, .32" o.c.
58% open area



Pattern No. C375


Round—3/8" perforations, 1.125" o.c.
9% open area



All perforation patterns shown at full scale. When ordering, please refer to the pattern number for perforation samples (for example, "A062").


Pattern No. D250

Square—1/4" perforations, .75" o.c.
11% open area




Pattern No. D375

Square—3/8" perforations, 1.125" o.c.
11% open area




Pattern No. D500D

Square—1/2" perforations, .595" o.c.
70% open area—meets NFPA for sprinklers above



Pattern No. D500

Square—1/2" perforations, 1.5" o.c.
17% open area




Perforation Patterns

All perforation patterns shown at full scale. When ordering, please refer to the pattern number for perforation samples (for example, "A062").


Pattern No. A116

Round— $15/128$ " perforations, $.354$ " o.c.
17% open area




Pattern No. A250

Round— $1/4$ " perforations, $.5$ " o.c.
39% open area



Pattern No. A500


Round— $1/2$ " perforations, $.848$ " o.c.
55% open area



Not to be used with the One-Directional CURVATURA System.

Pattern No. B079


Round— $5/64$ " perforations, $.312$ " o.c.
6% open area



All perforation patterns shown at full scale. When ordering, please refer to the pattern number for perforation samples (for example, "A062").


Pattern No. B125

Round—1/8" perforations, .375" o.c.
10% open area




Pattern No. B188A

Round—3/16" perforations, .316" o.c.
33% open area




Pattern No. B197

Round—13/64" perforations, .316" o.c.
35% open area



Pattern No. B250

Round—1/4" perforations, .437" o.c.
30% open area




Perforation Patterns

All perforation patterns shown at full scale. When ordering, please refer to the pattern number for perforation samples (for example, "A062").


Pattern No. B312

Round—5/16" perforations, .437" o.c.
46% open area



Pattern No. B500


Round—1/2" perforations, .600" o.c.
63% open area



Not to be used with the One-Directional CURVATURA System.


Pattern No. C062

Round—1/16" perforations, .351" o.c.
2% open area



Pattern No. C062A


Round—1/16" perforations, .175" o.c.
10% open area



All perforation patterns shown at full scale. When ordering, please refer to the pattern number for perforation samples (for example, "A062").


Pattern No. C116

Round— $15/128$ " perforations, .344" o.c.
8% open area




Pattern No. C250A

Round— $1/4$ " perforations, .65" o.c.
12% open area




Pattern No. C188

Round— $3/16$ " perforations, 1.414" o.c.
1% open area



Pattern No. C500



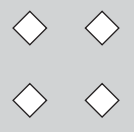
Round— $1/2$ " perforations, 1.5" o.c.
9% open area

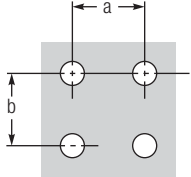
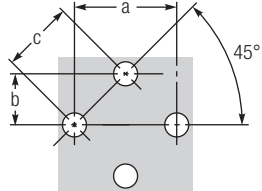
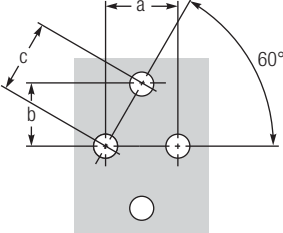


Custom Perforation Worksheet

In addition to our standard metal ceiling perforations, USG can make custom perforations to your specifications. For more information, contact your local USG Sales Representative or fill out this form and fax it to the USG Specialty Solutions Group at 440.892.7173.

Date	
Project	
Name	
Firm	
Phone	Fax
E-mail	

Perforation Shape	(Check only one)	<input type="checkbox"/> Round	<input type="checkbox"/> Square	<input type="checkbox"/> Square at 45°
				
Perforation Size		in./mm	in./mm	in./mm

Pattern	(Check only one)	<input type="checkbox"/> Straight line pattern	<input type="checkbox"/> 45° pattern	<input type="checkbox"/> 60° pattern
				
Distance Between Perforations	Dimension A	in./mm	in./mm	in./mm
	Dimension B	in./mm	in./mm	in./mm
	Dimension C	N/A	in./mm	in./mm



Technical Service

800 USG.4YOU

Web Site

www.usg.com

Samples/Literature

888 874.2450

Samples/Literature E-mail

samplit@usg.com

Samples/Literature/Fax

888 874.2348

Customer Service

800 950.3839

Note

All products described here may not be available in all geographic markets. Consult your local sales office or representative for information.

Trademarks

The following are trademarks of USG Interiors, Inc. or a related company: AX, CELEBRATION, CENTRICITEE, CURVATURA, DX, DXLA, FINELINE, PANZ, USG, ZXLA.

Notice

We shall not be liable for incidental and consequential damages, directly or indirectly sustained, nor for any loss caused by application of these goods not in accordance with current printed instructions or for other than the intended use. Our liability is expressly limited to replacement of defective goods. Any claim shall be deemed waived unless made in writing to us within thirty (30) days from date it was or reasonably should have been discovered.

SAFETY FIRST!

Follow good safety and industrial hygiene practices during handling and installation of all products and systems. Take necessary precautions and wear the appropriate personal protective equipment as needed. Read material safety data sheets and related literature on products before specification and/or installation.



Manufactured by
USG Interiors, Inc.
125 South Franklin Street
Chicago, IL 60606

IC425/1-03
© 2003, USG Corporation
Printed in U.S.A.